



### KARE TAO

3

Karetao were often enjoyed as a story telling aid. As a game children would mimic its movements, similar to Simon says.

What are used to make the arms move?

In Victorian times what did English children call a similar toy?

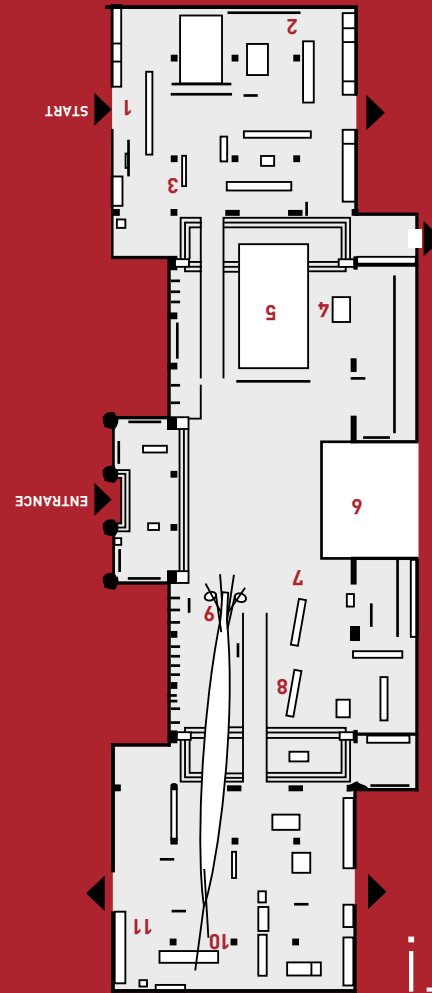


### TIKI

2

Tiki were often passed down from generation to generation whilst accumulating a special story about those who once wore it before.

What are these taonga (treasures) made of?



### START!

1

### 10 KAITAKA

This is a chiefly cloak using fine flax fibres called muka.


Locate the weaving sticks within the same case. What part of the kaitaka is the first piece to be woven?



### 11 PIU PIU

The word 'piupiu' literally translates to 'swing'. Piupiu are often worn in association with song and dance.

How do you think these are made?



THIS PASSPORT IS YOUR INVITATION TO MAKE A SELF-GUIDED EXPLORATION OF

# he taonga maori

(MAORI TREASURES)



**museum**  
PASSPORT

**TAMAKI PAENGA HIRA**  
**AUCKLAND MUSEUM**

## 4 RANGITAKARORO

This is a massive gateway into a village called Te Koutu that was once located on the shores of lake Okataina. Here the ancestor Rangitakaroro is positioned above his younger brother, Taporahitaua and both were sons of the great chief, Tarawhai.


Note the carved patterns on the faces that indicate their chiefly status. What is the Maori word for the tattooed face?



## 5 THE PATAKA

[Te puawai o Te Arawa]

Why is the house built high off the ground and what is the purpose of these beautiful structures?



## 6 HOTUNUI

What were these types of houses used for?

This house was especially built as a ' \_\_\_\_\_ gift' to unite a particular young couple.



## 7 THE PUKAEA



What is the purpose of this instrument?

## 8 THE ORNATE TAIAHA

[belonged to Hone Heke]

What was Hone Heke famous for?



## 9 THE WAKA TAUA

[Te Toki a Tapiri]

Prior to the arrival of Europeans, Maori used muka and in some parts kiekie for binding sections of the waka together. Te Toki a Tapiri was built in 1836.

Find where and how the sections of the hull of the waka are connected, and note the use of nails and steel plates in some places.

