

# WORLD BOOK DAY

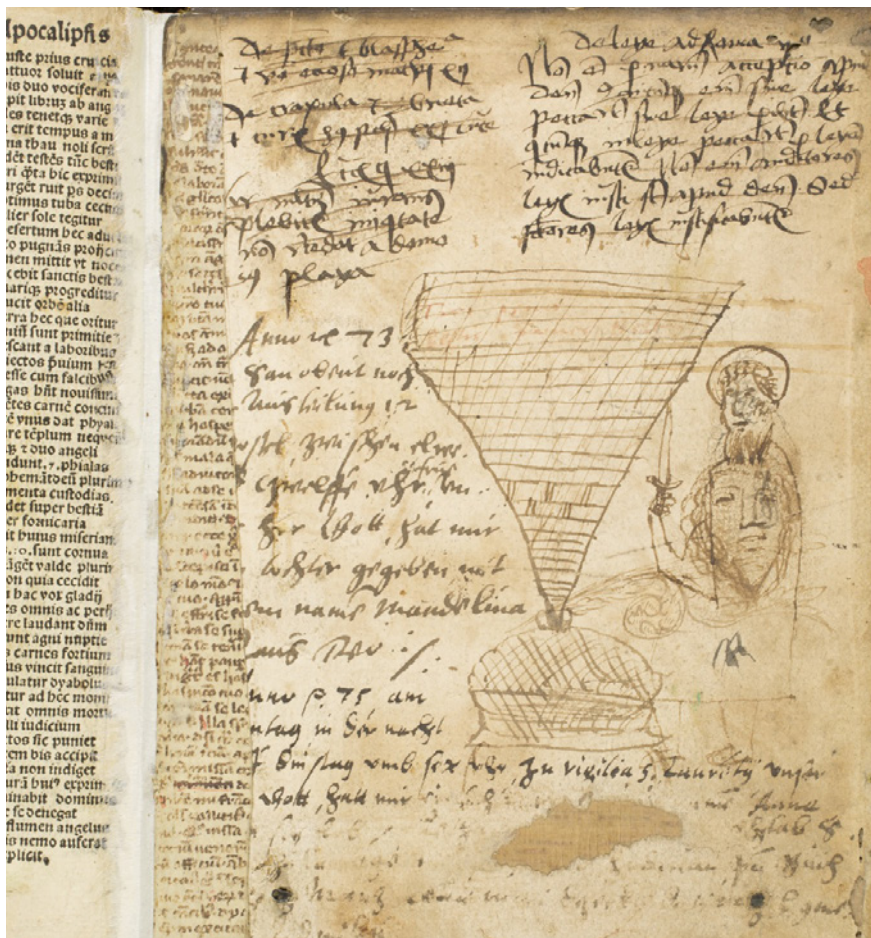
Today is April 23rd, which means it's World Book Day! Today, bibliophiles (book-lovers) from around the world will come together to celebrate beautiful books and their amazing stories.

As a librarian at Auckland Museum, I LOVE books. I love the title page, the contents page, the introduction, all of the chapters, and even the publishing details at the end! What a joy it is to have a good book.



Auckland Museum Cataloguing Librarian  
Nina Whittaker

## DO YOU HAVE A FAVOURITE BOOK?



BS75 1519

One of the best things about being a museum librarian is seeing the cool things that people write inside their books. Some people sign their names inside the front covers, and others scribble all over the pages! We call these annotations.

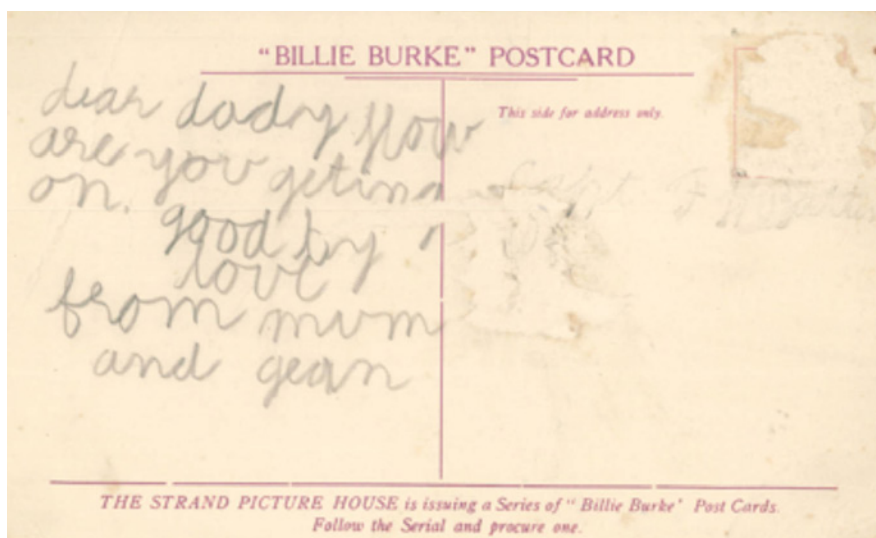
Even this 1519 book from the museum's collections has annotations and drawings on the back cover.

## CAN YOU RECOGNISE ANY OF THE WORDS OR PICTURES?



A book that has writing inside is special because it tells us about its provenance. This means its history - who owned it, who sold it, and if it was a gift to you from your Grandpa.

#### DO YOU HAVE ANY BOOKS WITH A SPECIAL HISTORY?

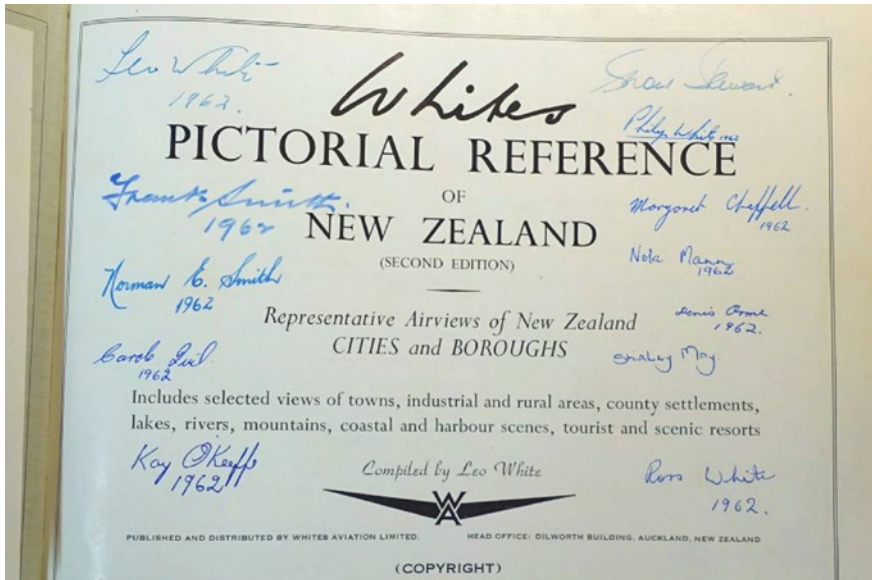


Seeing writing in books makes me want to jump for joy because the story of the book becomes alive. I have seen many books with children's names written inside. Some books even say "With love from Mum, December 1887." This makes the book special because I know it was given with lots of love.

**This postcard from Jean Batten to her dad is a precious memory. Writing inside books makes for precious memories too!**

MS-2016-1





Today, it's your chance to make your books special! First, you'll need a good signature. Ask your family what their signatures look like, and get creative. Many people, famous or not, have really cool signatures that show their personality and flare!

The 9 coolest signatures of famous people throughout history: [youtu.be/5gJTnR9CfQ](https://youtu.be/5gJTnR9CfQ)

Leo White and his dedicated team all have quite cool signatures, don't you think? From Whites Pictorial Reference of New Zealand, 1952.


DU408.1 WHI

## PRACTICE YOUR SIGNATURE

Once you've practised your signature, it's time to get out your books (your own books, not library books!). You'll want to write on the inside cover or the front free endpaper. That's the empty page inside the front cover. Make sure you include your signature, the date, and any other interesting information ("From Miriama, Christmas 2019").

This 1576 *History of Plants* from the museum collections has a great signature on the front free endpaper, don't you think?

QK99 L0B



[aucklandmuseum.com/athome](https://aucklandmuseum.com/athome)

**AM** Tāmaki  
Paenga Hira  
Auckland  
War Memorial  
Museum



<https://bit.ly/2VpkYw5>



<https://bit.ly/2VpkYw5>



<https://bit.ly/2VpkYw5>

Some people write or print on special bits of paper, which they stick into their books. These are called bookplates. Auckland Museum has a large collection of really cool bookplates - just look at these!

### CAN YOU MAKE A BOOKPLATE LIKE THIS?

### HOORAY!

You've just made your books special and unique, just like the ones in our Museum. Whether you keep the book forever, or give it to your mokopuna or a charity, it will always have a special story to show how much it is loved.

Happy World Book Day!

[aucklandmuseum.com/athome](http://aucklandmuseum.com/athome)